



# FIREWARE

CREATING REALISTIC TRAINING ENVIRONMENTS



## Staging and special effects courses

Learn how to stage extremely realistic scenarios within a day

# Staging and special effects courses

Learn how to stage extremely realistic scenarios within a day

## **Set up a brilliantly realistic scenario in just five minutes**

It's a common story: 'I'm just back from work, still have to eat dinner and put the kids to bed before setting up a training exercise at 19.30! How am I going to fit it all in?' Once you've completed our fire and accident staging course you'll be able to create a realistic scenario within five minutes that will prove very challenging to every water tender crew member. That's a promise!

## **Yes but... no because...**

We've all been there - you've staged a fire or accident and put a lot of effort into the setting, only to hear during the evaluation that your trainees had a different interpretation. 'Yes but...' and 'I thought you meant....' are just some of the things we often hear after an exercise, and nobody likes to be confronted with such a situation. What if we could stage a scenario that left nobody in doubt, and what if we could do that within five minutes? It can be done, and that's a promise!

## **When the equipment is available, but the knowledge is lacking**

The equipment used for exercises are simply tools, and it is the experts who ultimately decide what the outcome will be. When the focus is placed on the knowledge levels of the crew staging scenarios, the results of any exercise will improve dramatically. Moreover, well-staged scenarios will always increase motivation levels during training sessions.

## **There is true worth to be found in a staging course**

FireWare has already trained over 2,000 people worldwide on how to stage a truly realistic scenario. We use theatre and film industry techniques combined with 19 years of

experience in staging scenarios to guarantee that you will learn a great deal from us – even those of you who have been 'on the job' for many years and created a large number of exercises. The reason is simple: we adopt a different perspective when it comes to staging scenarios. Within just a one-day course, or over two evening sessions, we can easily teach somebody the basic skills for realistic staging, and that includes both the theoretical and the practical aspects!

## **The Basics of Staging I**

Our Basics of Staging I is our most popular course. You will learn the basics of staging scenarios and you get to create your own training session at the end. The course is low threshold and has been specially designed for people who play a role in creating training sessions. After covering some of the theoretical aspects, you'll be devoting the rest of the time to real-life exercises, and once you've completed the course you will be able to stage your own realistic fire or accident scenarios.

In the course we will, among other things, work on:

- the basic terms of staging;
- selecting the right staging equipment;
- using smoke machines, audio sources and flame simulators;
- what to focus on;
- simulating realistic smoke layers and fires;
- simulating minor incidents;
- fires, fire penetration and fire spread;
- hazardous substances incident response exercises involving domestic, cleaning and gardening substances;
- the active and interactive operating of staging equipment.



## ***Individual or group courses***

You can sign up for our staging courses as a group or individually. For groups we can discuss the specific dates, and for open enrolment please check the course diary on our website!

## ***Follow-up course***

A professional never stops learning. If you've completed the Basics of Staging I and would like to extend your knowledge, then a range of follow-up courses are available, including parts II and III of our Staging Courses, where we hone your skills even further. Take a look at all the courses we offer on our website!

## ***Tailored courses***

We are well-aware that organisations differ greatly, which is why FireWare also provides tailored courses, hosted at either our training centre in Wieringerwerf or onsite, such as at your premises. If there is anything special you require, then get in touch and let's talk!

Maximum group size is 8 or 16 students, led by one or two instructors. The course is either presented over a single day or can be spread across two evening sessions, including over weekends. That means there is always a suitable time to train up your scenario stagers!

## ***Everyone rolls up their sleeves***

Where possible, we will always use your training equipment, but we also bring additional staging equipment along free of charge so that multiple people can perform the exercises together. That's the most practical and educational approach!

## ***What would you prefer?***

### **30-minute setup time**



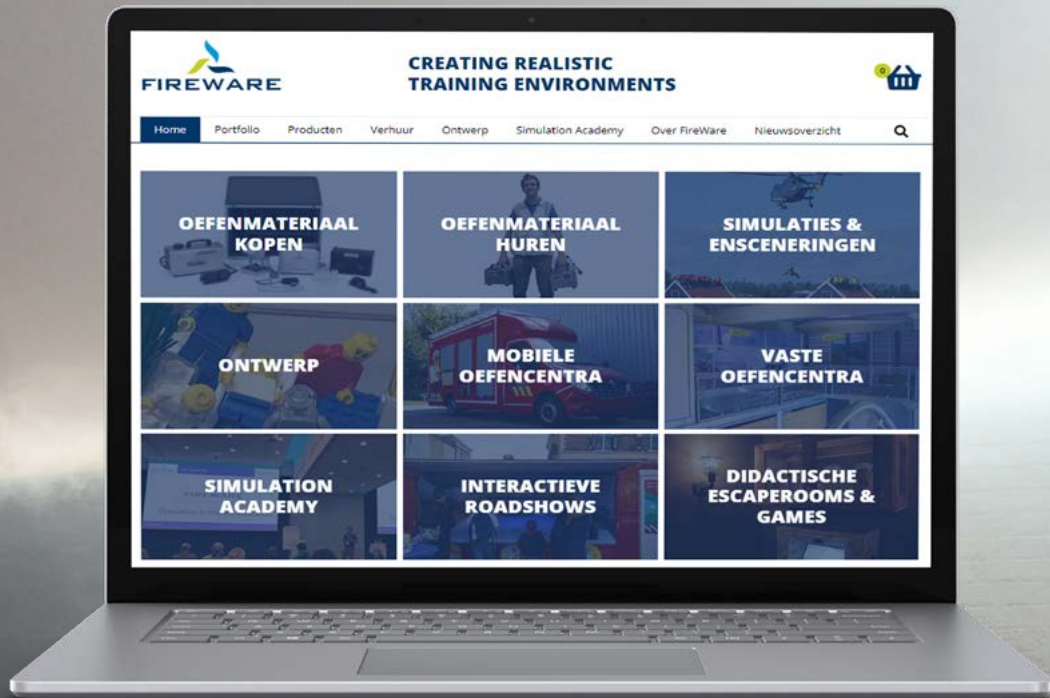
**The traditional approach to staging scenarios**

### **5-minute setup time**



**Staging scenarios with the focus on imagery**

- Realistic training equipment -
- Public awareness roadshows -
- Training facility design -
- On-site incident simulation team -
- Gamification & interactives -
- Staging & special effect courses -



*Visit [www.FireWare.nl](http://www.FireWare.nl) for even more inspirational simulations and free access to the Simulation Academy!*



CREATING REALISTIC TRAINING ENVIRONMENTS

 [LinkedIn.com/company/FireWare-BV](https://www.linkedin.com/company/FireWare-BV)

 [Instagram.com/FireWare\\_nl](https://www.instagram.com/FireWare_nl)


 [Facebook.com/FireWareBV](https://www.facebook.com/FireWareBV)


 [Twitter.com/FireWarebv](https://www.twitter.com/FireWarebv)

 [Youtube.com/FireWare](https://www.youtube.com/FireWare)

 [Vimeo.com/FireWare](https://www.vimeo.com/FireWare)

 [www.FireWare.nl](http://www.FireWare.nl)

 +31(0) 88 252 6000

 FireWare  
De Stek 5  
1771 SP Wieringerwerf  
The Netherlands